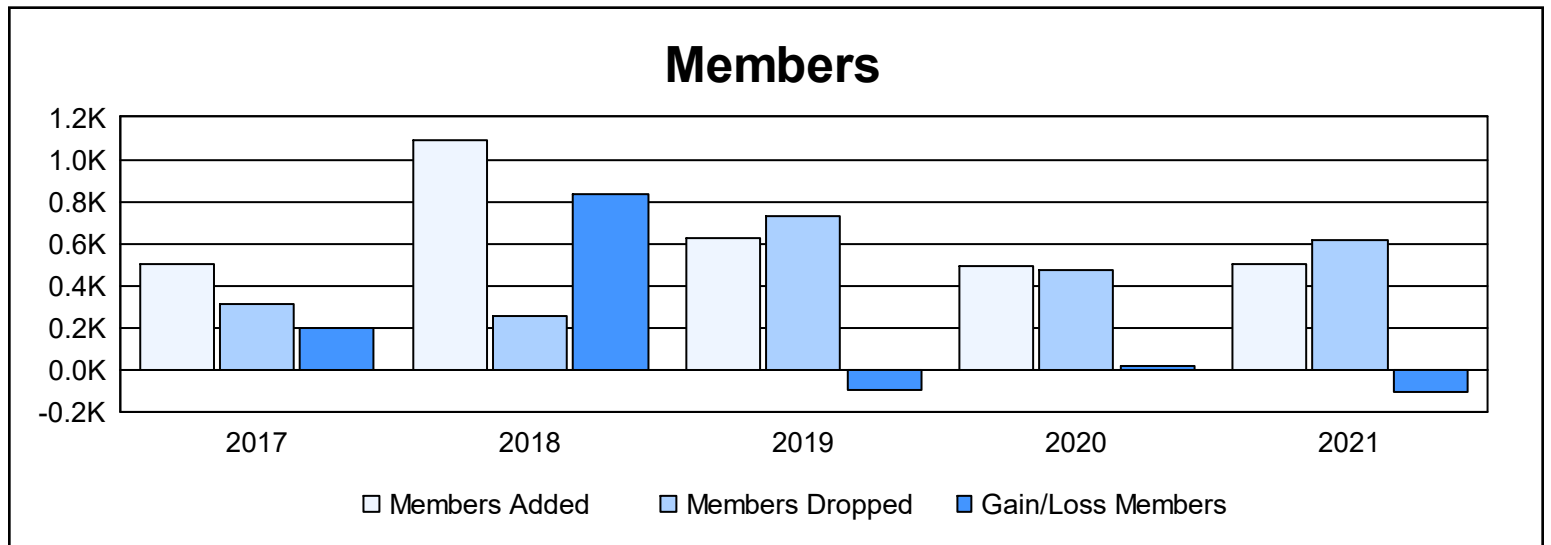
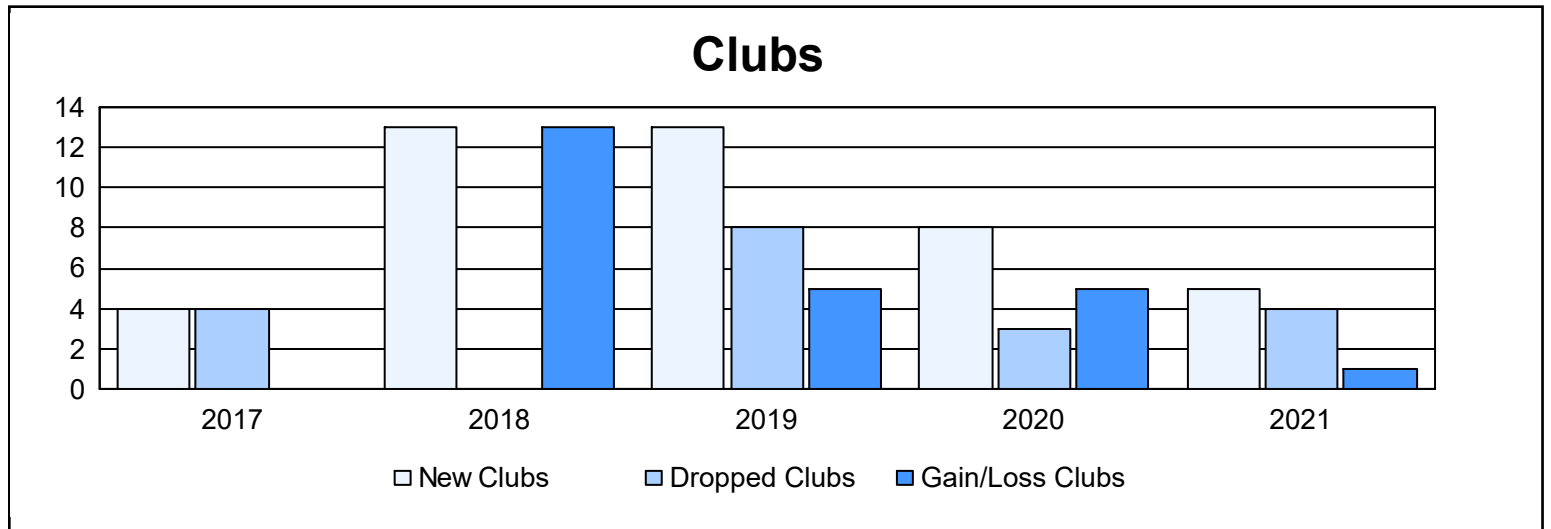
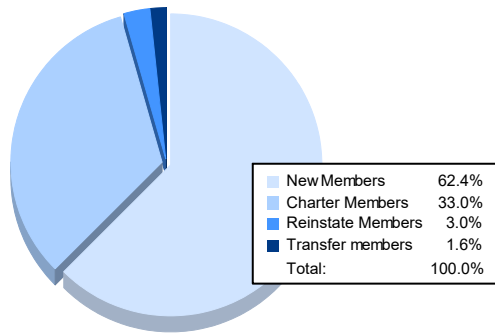


Year	New Clubs	Dropped Clubs	Gain/ Loss Clubs	New Members	Charter Members	Reinstate Members	Transfer Members	Total Member Added	Total Members Dropped	Gain/ Loss Members
2016-2017	4	4	0	375	116	12	3	506	312	194
2017-2018	13	0	13	687	394	8	0	1,089	254	835
2018-2019	13	8	5	305	312	9	1	627	727	-100
2019-2020	8	3	5	245	222	20	1	488	475	13
2020-2021	5	4	1	314	166	15	8	503	613	-110
<b>Average</b>	<b>9</b>	<b>4</b>	<b>5</b>	<b>385</b>	<b>242</b>	<b>13</b>	<b>3</b>	<b>643</b>	<b>476</b>	<b>166</b>



### Membership Composition June 2021 Cumulative



### Gender Composition June 2021 Cumulative

